

Note on clipboard operations – LBR Chat software

Chat text can be copied into your Windows' clipboard by simply selecting the desired text in the chat window with your mouse. You can then paste this text into any blank document, such as a Microsoft Word or Notepad document, for saving and editing.

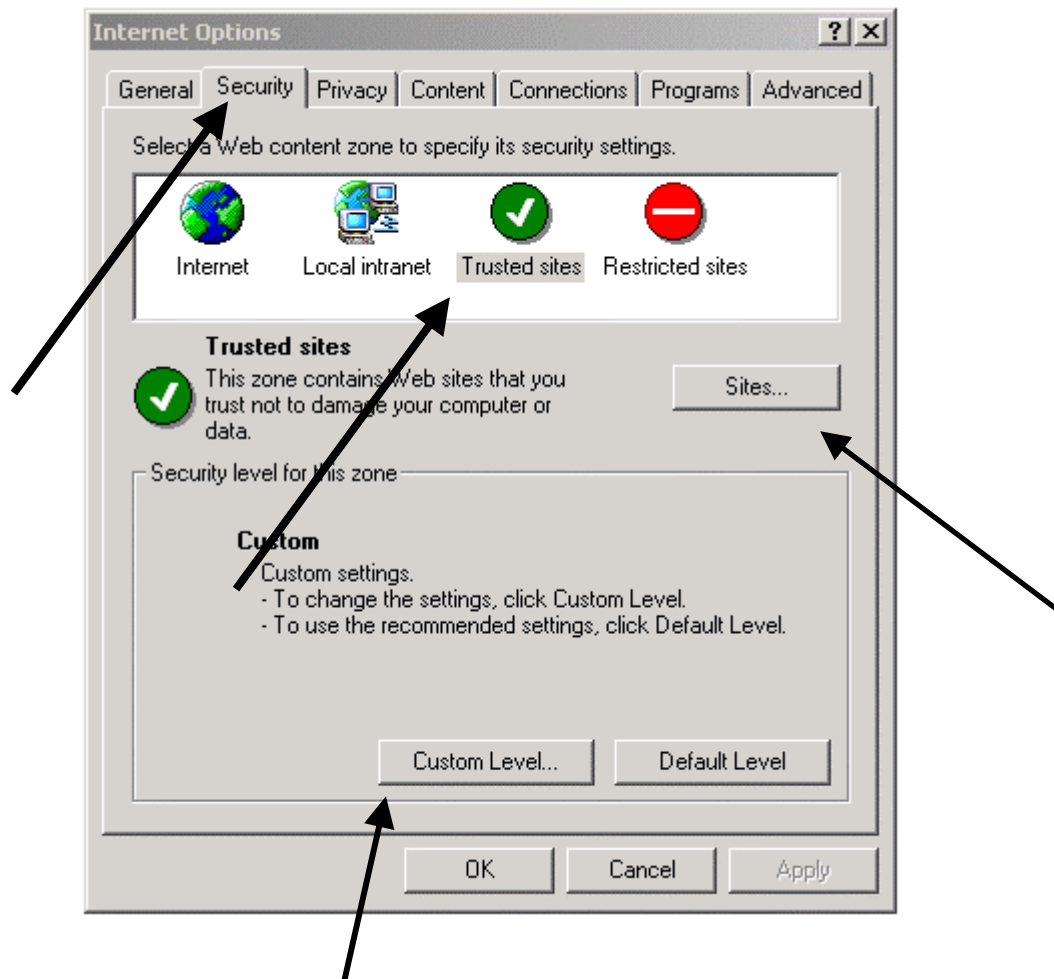
In addition, in the text entry fields (these are found in the "Open Forum" and "private" chat windows), you can also use the following keyboard commands:

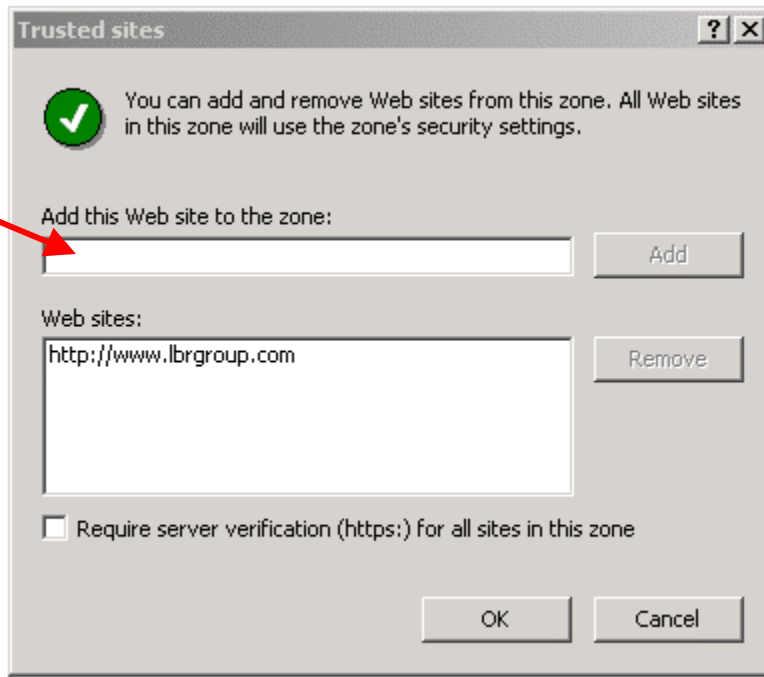
ctrl-c (copy)
ctrl-x (cut)
ctrl-v (paste)

However, by default Microsoft's Internet Explorer security settings make these operations forbidden. Therefore, to correct the security settings, please read the following instruction:

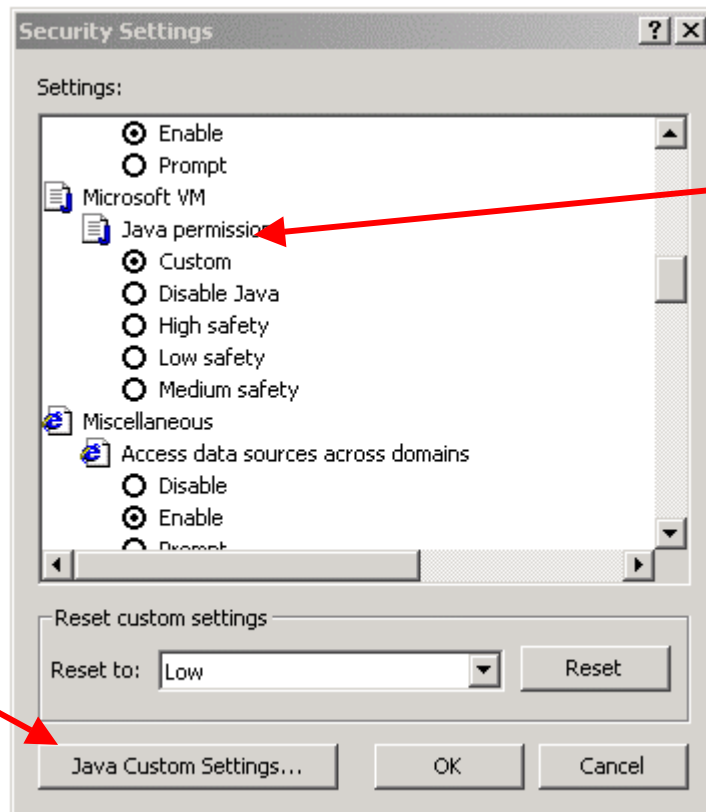
Go to Internet Explorer and select the "Tools/Internet Options" menu. This will bring up the Internet Options window. Next, select the "Security" tab and click on the green "Trusted Sites" icon.

Click on the "Sites" button and add: <http://www.lbrgroup.com> into "Trusted sites" group (see picture on next page).



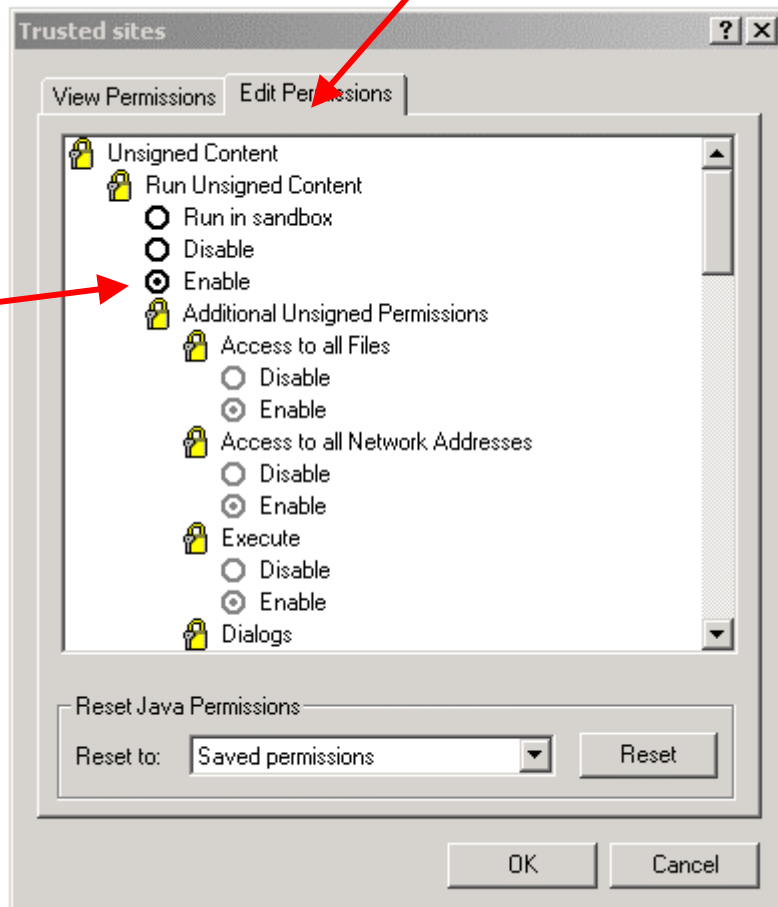


Next, you must change the Java Virtual Machine default security preferences for trusted sites. In the Internet Options window, press the "Custom Level" button. This will bring up the "Security Settings" list.



In the Security Setting list, place a check mark in the "Custom" item in "Microsoft VM/Java permissions" branch.

Next, click on the "Java custom settings" button, and choose the "Edit Permissions" tab.



Click on "Enable" in the "Unsigned Content / Run Unsigned Content" branch.

After applying these security changes, reboot your computer, and you will be able to use clipboard operations while using the Java chat applet.